

GRAPHIC ARTS!

THE LIKES OF WHICH YOU'VE NEVER SEEN!



NEXT

ANTHONY GROEN PORTFOLIO

ERN WITH THE PRINTED CUTTING LINE
ugh the white center of the double cutting lines.
roken lines. 1/2" seam is allowed on all seam edges.

PRINTED PATTERN No. 6196 16 Pieces
ave la patron. La Traducción en Español en el patron.

Sixteen beautiful designs to
knit and crochet for bedroom



ReSUMe

IMPORTANT

1/2 inch is allowed on all seam-edges. All seams are indicated by broken lines; all cutting lines by double lines. A narrow margin surrounds each pattern piece, making it easier to cut accurately. Cut pattern pieces on the white center of the double line. The margin falls away as you cut through pattern and material. Every pattern is printed on a single sheet of paper. The pattern is printed on the back of the paper. The pattern is printed on the back of the paper. The pattern is printed on the back of the paper.

INCLUDING CUT AND SEW GUIDE
1. How to adjust this pattern to your measurements
2. Cutting layouts for this size
3. Assembling, sewing and finishing details

But Gutter isn't run by a bunch of business men in suits and ties. It's run by musicians, artists, skaters and rockers who decided they could run a full service print business better. And we're proud that we are doing things right.

[illegible]

It all started when Sade from Cosgrove and Robbie, Ryan and Mike, from The Gelfin' Kids, two of the most-respected bands from the Midwest, decided they were tired of dealing with record companies that did not respect them as customers and artists with products in their own right that couldn't keep a schedule or quality standard. Since both of these innovative bands had found their musical shops in a DIY scene, they got together, decided to do things their way and thus, Collar was born.

At first, Blue-Collar was Seaton, our company President, trying to land an old-fashioned screen printing press. The first customers were The Get Up Kids and Crankshaft. But as more and more parents started to buy into it about the business, the 1, now things got. Seaton Seaton had found some help, acquired some more equipment, and by 2002 Blue Collar had found that Seaton had 5+ employees recruiting a lot of parents but Seaton, Kansas.

By this time, Blue Collar was printing much for several well-known acts such as Lucero, Dashboard Confessional, Motion City Soundtrack, and for independent record labels such as Hydra Head, Zogbeaux, and Vagrant. Even though Blue Collar was hectic, there was always enough time to print for a local band, organization, or school club. In December of 2000 Blue Collar expanded to the web, by creating a dynamic online store, and offering sites access to our detailed workmanship and an awesome location that literally puts us in the middle of everything.

And Blue-Collar just keeps growing. In four years the press has had to upgrade into a larger building, this time a spacious warehouse just east of the shops and scenic views of Downtown Lawrence. In fact, bands have been known to crash on our office floors after they play shows at local clubs.

This just goes to show that, while we're no longer in a basement, some things never change. Blue Collar is still owned by the same musicians who booted it back in the day.

Blue Collar the buttons are made locally by hand, and are fully capable of making eye-catching, full color 1 or 1.25 inch buttons. Cloth buttons are also available, and are available in 1 color and screen printed. Check out with size for samples!

With our stickers we offer completely waterproof vinyl stickers. Our turnaround time is a little slower than other companies, but we are proud to say that they are printed by some of our trusted partners. Clear gloss coat and custom shaped die cutting available. Please e-mail us for specifics. Shape and gloss affects pricing. Check our web site for templates!

...and sustains the old fashioned way

True color gives our posters the quality many of you are looking for. There are a few things to ask our web site for posters because they are so hands on and time consuming. If you have something more special than what is in mind, get in touch with us! Check our web site for ink colors, all printable materials, and templates!

Blue collar has had the privilege to work for some of our favorite bands and companies. Maybe you've seen our work, and didn't even know it!

[illegible]

NEXT

**PROMOTIONAL POSTER
FOR BLUE COLLAR INDUSTRIES**
CLICK IMAGE FOR CLOSE UP

INCLUDING: CUT AND SEW GUIDE
1. How to adjust this pattern to your measurements
2. Cutting layout for this size
3. Assembling, sewing and finishing details

SEAM WITH THE PRINTED CUTTING LINE
 Cut along the white center of the double cutting lines.
 Broken lines. $\frac{1}{8}$ " seam is allowed on all seam edges.

PRINTED PATTERN No. 6196 16 Pieces

Sixteen beautiful designs to knit and crochet for beginners

ReSUMe


IMPORTANT We insist it allowed on all seam-edges. All seams are indicated by broken lines; all corners are reinforced. A unique design surrounds each pillow for easy making & easy to cut accurately. The unique fold gives you a deep, plush pillow through pillows - without extra sewing or stitching.

...ners
...ids and
...more and
...started to find
...the business
...things got.
...had hired
...acquired
...equipment, and
...e Collar had found
...with 5+ employees occupying
...feet Eudora, Kansas.

Blue Collar was printing merch
...ell-known acts such as Lucero,
...ohfessional, Motion City
...and for independent record
...s Hydra Head, Doghouse,
...Even though Blue Collar was
...was always enough time to
...ai band, organization, or
...n December of 2002 Blue
...led to the web, by creating a
...he distro, and offering clients
...r detailed workmanship and
...location that literally puts us
...e of everything.

...lar just keeps growing. In
...press has had to upgrade
...building, this time a spacious
...st east of the shops and
...s of Downtown Lawrence. In
...ave been known to crash on
...ors after they play shows at

...s to show that, while we're no
...sement, some things
...Blue Collar is still
...same musicians
...of the day.



PREV

NEXT

PROMOTIONAL POSTER FOR BLUE COLLAR INDUSTRIES CLOSE UP

...RN WITH THE PRINTED CUTTING LINE
...ugh the white center of the double cutting lines.
...ken lines. 1/4" seam is allowed on all seam edges.

PRINTED PATTERN No. 6196 16 Pieces
...ve le patron. La Traducción en Español es de patrón.

Sixteen beautiful designs to
...t and croch for bedm...

ReSUMe

IMPORTANT

Which is allowed on all seam-edges. All seams are indicated by broken lines; all cutting lines by...
A narrow margin surrounds each pattern piece, making it easier to cut accurately. Cut pattern...
The margin left near as you cut through pattern...
The margin left near as you cut through pattern...
The margin left near as you cut through pattern...

INCLUDING: CUT AND SEW GUIDE
1. How to adjust this pattern to your measurements
2. Cutting layouts for this size
3. Assembling, sewing and finishing details



PREV

NEXT

SPRITE MAGAZINE AD

CLICK IMAGE FOR CLOSE UP

CUT WITH THE PRINTED CUTTING LINE
through the white center of the double cutting lines.
Broken lines. 1/4" seam is allowed on all seam edges.

PRINTED PATTERN No. 6196 16 Pieces
Imprime el patron. La Traducción en Español es el patron.

Sixteen beautiful designs to
knit and crochet for bed and bath.




ReSUMe

IMPORTANT

1/4 inch is allowed on all seam-edges. All seams are indicated by broken lines; all cutting lines by double lines.
A narrow margin surrounds each pattern piece, making it easier to cut accurately. Cut pattern pieces on the margin line.
The margin line goes as you cut through pattern and material. From this line, measure the width of the pattern piece to the cutting line. The margin line goes as you cut through pattern and material. From this line, measure the width of the pattern piece to the cutting line. The margin line goes as you cut through pattern and material. From this line, measure the width of the pattern piece to the cutting line.

INCLUDING: CUT AND SEW GUIDE
1. How to adjust this pattern to your measurements.
2. Cutting layouts for this size.
3. Assembling, sewing and finishing details.

The other night, i drank Sprite and wet myself



PREV

NEXT

SPRITE MAGAZINE AD

CLOSE UP

CUT WITH THE PRINTED CUTTING LINE
through the white center of the double cutting lines.
Broken lines. 1/4" seam is allowed on all seam edges.

PRINTED PATTERN No. 6196 16 Pieces
Imprime el patron. La Traducción en Español es el patron.



ReSUMe

Sixteen beautiful designs to
knit and crochet for bedroom

IMPORTANT

1/4 inch is allowed on all seam-edges. All seams are indicated by broken lines; all cutting lines by double lines. A narrow margin surrounds each pattern piece, making it easier to cut accurately. Cut pattern pieces with scissors. A narrow margin surrounds each pattern piece, making it easier to cut accurately. Cut pattern pieces with scissors. A narrow margin surrounds each pattern piece, making it easier to cut accurately. Cut pattern pieces with scissors.

INCLUDING: CUT AND SEW GUIDE
1. How to adjust this pattern to your measurements
2. Cutting layouts for this size
3. Assembling, sewing and finishing details



PREV

NEXT

PRODUCT MOCKS FOR KAISER KAFFEE

START WITH THE PRINTED CUTTING LINE
through the white center of the double cutting lines.
Broken lines. 1/8" seam is allowed on all seam edges.

PRINTED PATTERN No. 6196 16 Pieces
Imprime el patron. La Traducción en español es el patron.

Sixteen beautiful designs to
knit and crochet for bedroom



ReSUMe

IMPORTANT

Which is allowed on all seam-edges. All seams are indicated by broken lines; all cutting lines by solid lines. A margin surrounds each pattern piece, making it easier to cut accurately. Cut pattern pieces on the margin line. The margin line goes as you cut through pattern and material. Leave 1/8" margin around each piece. The margin line goes as you cut through pattern and material. Leave 1/8" margin around each piece. The margin line goes as you cut through pattern and material. Leave 1/8" margin around each piece.

INCLUDING: CUT AND SEW GUIDE
1. How to adjust this pattern to your measurements
2. Cutting layouts for this size
3. Assembling, sewing and finishing details



vinyl nerd

Nelle's
RESTAURANT



THE **OASIS**
buckingham's

TRANS
WORLD
SKATE

BOARDING

**BLUE COLLAR
POSTER GUILD**



PREV

NEXT

VARIOUS LOGOS

START WITH THE PRINTED CUTTING LINE
through the white center of the double cutting lines.
Broken lines. 1/4" seam is allowed on all seam edges.

PRINTED PATTERN No. 6196 16 Pieces
Imprime el patron. La Traducción en Español es el patron.

Sixteen beautiful designs to
knit and crochet for bedroom



ReSUMe

IMPORTANT

1 inch is allowed on all seam-edges. All seams are indicated by broken lines; all cutting lines by double lines.
A narrow margin surrounds each pattern piece, making it easier to cut accurately. Cut pattern pieces from the margin.
The margin left over as you cut through pattern pieces and material. From this margin, you can trim the pattern pieces from the margin. The margin left over as you cut through pattern pieces and material. From this margin, you can trim the pattern pieces from the margin.

INCLUDING: CUT AND SEW GUIDE
1. How to adjust this pattern to your measurements
2. Cutting layouts for this size
3. Assembling, sewing and finishing details

BOARDING
TRANS
WORLD
SKATE
BOARDING
TRANS
WORLD
SKATE
BOARDING
TRANS
WORLD
SKATE

DAVID STODARD
sales representative
david@trans.com
760-722-7777 x178

TRANS
WORLD
SKATE **BOARDING**

353 Airport Road
Oceanside, CA 92054 (phone) 760-722-7777

TRANS
WORLD
SKATE **BOARDING**
353 Airport Road
Oceanside, CA 92054

PREV

NEXT

STATIONERY DESIGN

START WITH THE PRINTED CUTTING LINE
through the white center of the double cutting lines.
broken lines. 1/8" seam is allowed on all seam edges.

PRINTED PATTERN No. 6196 16 Pieces
Imprime le patron. La Traducción en Español es de patrón.

Sixteen beautiful designs to
knit and crochet for bedro




ReSUMe

IMPORTANT

1/8 inch is allowed on all seam-edges. All seams are indicated by broken lines; all cutting lines by double lines.
A narrow margin surrounds each pattern piece, making it easier to cut accurately. Cut pattern pieces from the white center of the double line. The margin left over as you cut through pattern pieces will be used for finishing edges.
The pattern is from the "Stationery Design" book, which is available with binding, or as a loose-leaf pattern.

INCLUDING: CUT AND SEW GUIDE
1. How to adjust this pattern to your measurements
2. Cutting layouts for this size
3. Assembling, sewing and finishing details



PREV

NEXT

MAGAZINE REDESIGN

CLICK IMAGE FOR CLOSE UP

...AN WITH THE PRINTED CUTTING LINE
...ugh the white center of the double cutting lines.
...ken lines. 1/8" seam is allowed on all seam edges.

PRINTED PATTERN No. 6196 16 Pieces
...eje patron. La Traducción en Español es de...

Sixteen beautiful designs to
...t and croch for bedm...



ReSUMe

IMPORTANT 1/8 inch is allowed on all seam-edges. All seams are indicated by broken lines; all cutting lines by... double lines.

INCLUDING: CUT AND SEW GUIDE
1. How to adjust this pattern to your measurements
2. Cutting layouts for this size
3. Assembling, sewing and finishing details

FEATURES

NINE FRAMES PER SECOND	12
erly ticks this month from Mark Appleby, Lenny Rivas, and Gutes what, a guy named Jesus.	
FABRIZIO SANTOS ROLL CALL	114
kin" part in the new Oakley vid, the once "so 2003" ckly building a reputation for himself as "so 2007."	
GUY MARIANO PRO SPOTLIGHT	122
you with your favorite skate legend's favorite skate ou really need us to spell this one out for you more. is this magazine now and go pick up a copy of <i>Stuff</i> . Teen Vogue, or whatever else idiots read.	
HOLE-Y #%&#!!!	138
over this hot spot of a gap and you too can look as as Andrew Reynolds, Steve Williams, Erik Dington, ad Maska, and Sparkey. But if you don't and fall into a shrapnel-filled pit, you too can look the dude from <i>HalfBrotter</i> .	
MYSTERY IN FRANCE	144
ADRIAN LOPEZ INTERVIEW	
Adrian Lopez walks us through the French connection with some crazy tour stories, and lists some of his favorite places to skate in France.	
CHICO BRENES 20 QUESTIONS	156
This isn't April Fools, fool! You are most definitely looking at an issue that contains both a Guy interview and a Chico interview.	
VOLCOM: BIG IN JAPAN	166
Jake Duncombe, Chris Ferguson, Nick Comperne, Brandon Westgate, Casswell Berry, and the Volcom boys brought back some far-out ticks from the Far East. Seriously, flip back a couple pages and peep that cover again.	
SIGHTINGS	180
The Internet doesn't have sh-t on these made-for- your-bedroom-wall ticks. Unless you're rich that you can actually attach computer monitors to your bedroom walls.	
FIRST WORDS	26
WE'VE GOT MAIL	35
WELCOME TO THE WARM-UP SPOT	74
SMALL TALK	76
RESULTS	82
TOP FIVE	90
HOME PAGE	92
MUST HAVES	94
PAYDAY	98
BACK IN THE DAY	100
DAILY GRIND	102
HOW TO	
SPOTS	

PREV

NEXT

MAGAZINE REDESIGN

CUT WITH THE PRINTED CUTTING LINE
along the white center of the double cutting lines.
Broken lines. $\frac{1}{2}$ " seam is allowed on all seam edges.

PRINTED PATTERN No. 6196 16 Pieces
 Sigue el patron. La Traducción en Español en el patron.

Sixteen beautiful designs to knit and crochet for bedroom

ReSUMe

IMPORTANT

W. Iack is allowed
surrounds each pattern piece, making it easier to cut accurately. Cut pattern pieces in the order indicated by the numbers in the pattern.

INCLUDING: CUT AND SEW GUIDE

3039137055

anthonyGROEN
@GMAIL.COM



PREV

CONTACT

START WITH THE PRINTED CUTTING LINE
through the white center of the double cutting lines.
Broken lines. 1/4" seam is allowed on all seam edges.

PRINTED PATTERN No. 6196 16 Pieces
Le patron imprimé. La Traduction en français est en français.

Sixteen beautiful designs to
knit and crochet for bedmen



ReSUMe

IMPORTANT

1/4 inch is allowed on all seam-edges. All seams are indicated by broken lines; all cutting lines by double lines.
A narrow margin surrounds each pattern piece, making it easier to cut accurately. Cut pattern pieces with the margin.
The margin falls away as you cut through pattern and material. Remove the margin from the pattern pieces.
The margin is not to be used for sewing. The margin is not to be used for sewing. The margin is not to be used for sewing.

INCLUDING: CUT AND SEW GUIDE
1. How to adjust this pattern to your measurements
2. Cutting layouts for this size
3. Assembling, sewing and finishing details

Anthony Groen

303.913.7055

anthonygroen@gmail.com

32 Clarkson

Denver, CO 80209



EDUCATION

Bachelor of Science in Graphic Design
John Brown University, Siloam Springs, AR
Graduation: May 2008

European Art Tour June 2007

High School Diploma May 2004
De Soto High School, De Soto, KS

PAST EMPLOYMENT

July 2008 - February 2009 Manual Screen Printer at Blue Collar Industries, *Lawrence, KS 785.842.1414*
printed t-shirts, hoodies, vinyl slip covers, patches, hats, etc.

August 2007- May 2008 Barista at Cafe on Broadway, *Siloam Springs, AR 479.549.3556*

July - August 2007 Design Temp/Intern at SYSCO Foods, *Olathe, KS 913.829.5555*
logo and menu designer for sysco patrons.

May - June 2007 Design Intern at Blue Collar Distro, *Lawrence, KS 785.842.1414*
t-shirt and button design for blue collar customers, pre press for screen printing.

PROFICIENT IN:

Adobe Illustrator
Adobe Photoshop
Adobe InDesign
Adobe Photoshop Lightroom
Digital Darkroom photo editing
Adobe Acrobat
Microsoft Word

EXPERIENCE IN

HTML
CSS
Flash

WHO IS ANTHONY?

Eclectic: Finds inspiration from diverse sources that influence style in design, photography, and other work.

Distinct: Likes to do his share of the work. Self motivated.

Detailed: Everything must be perfect before satisfied with final product.

REFERENCES

Adam Jeffers
Co-worker
782.727.0709

James David
Previous Employer
785.842.1414

Todd Goehner
College Professor/Advisor
479.220.7122