



PANDA EXPRESS, INC.
1683 Walnut Grove Ave.
Rosemead, California
91770
Telephone: 626.799.9898
Facsimile: 626.372.8288

All ideas, designs, arrangement and plans indicated or represented by this drawing are the property of Panda Express Inc. and were created for use on this specific project. None of these ideas, designs, arrangements or plans may be used by or disclosed to any person, firm, or corporation without the written permission of Panda Express Inc.

REVISIONS:	

ISSUE DATE:	

DRAWN BY:	AE
PANDA PROJECT #:	D7276
PANDA STORE #:	-
ARCH PROJECT #:	261-263



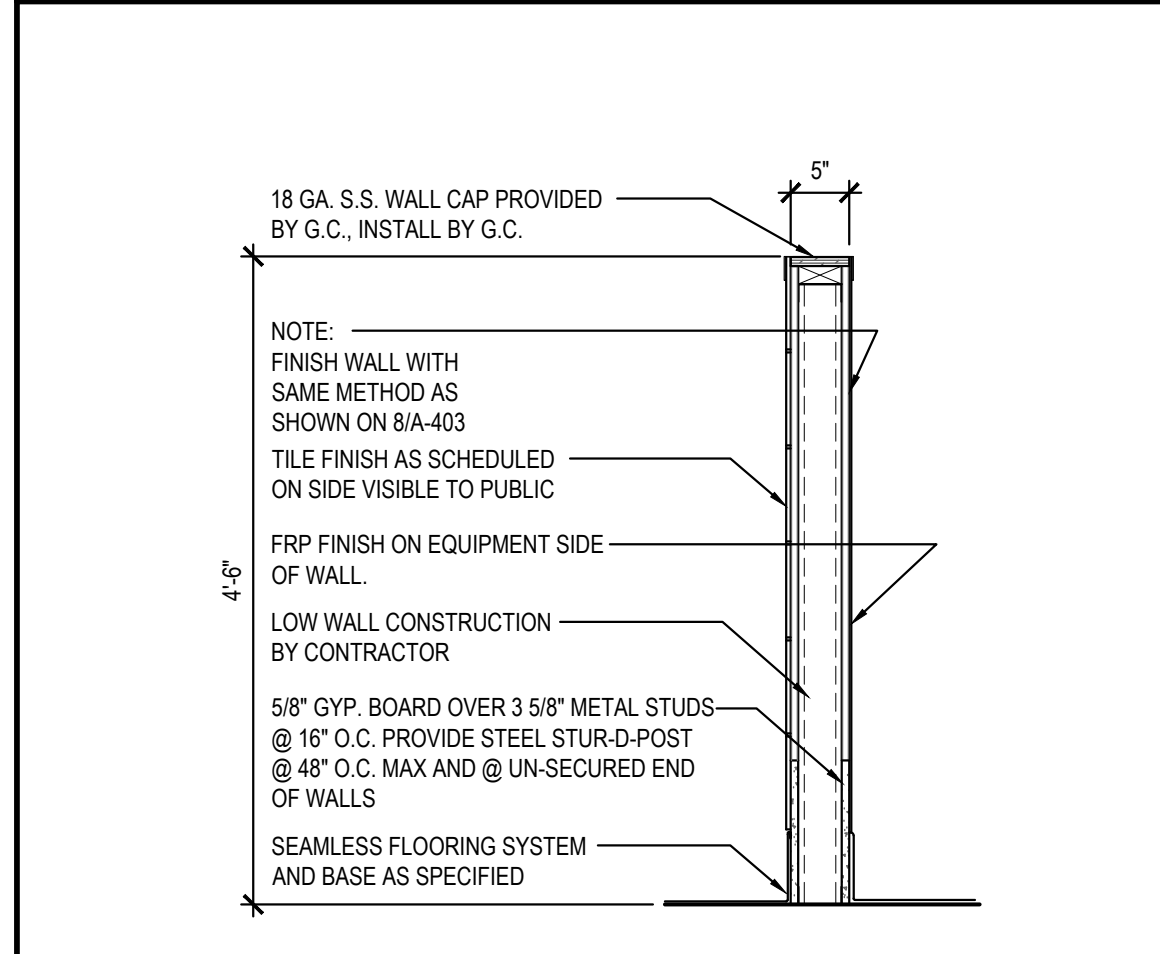
PANDA EXPRESS
5300 HICKORY HOLLOW DRIVE
ANTIOCH, TN. 376013

A-402

ARCHITECTURAL DETAILS

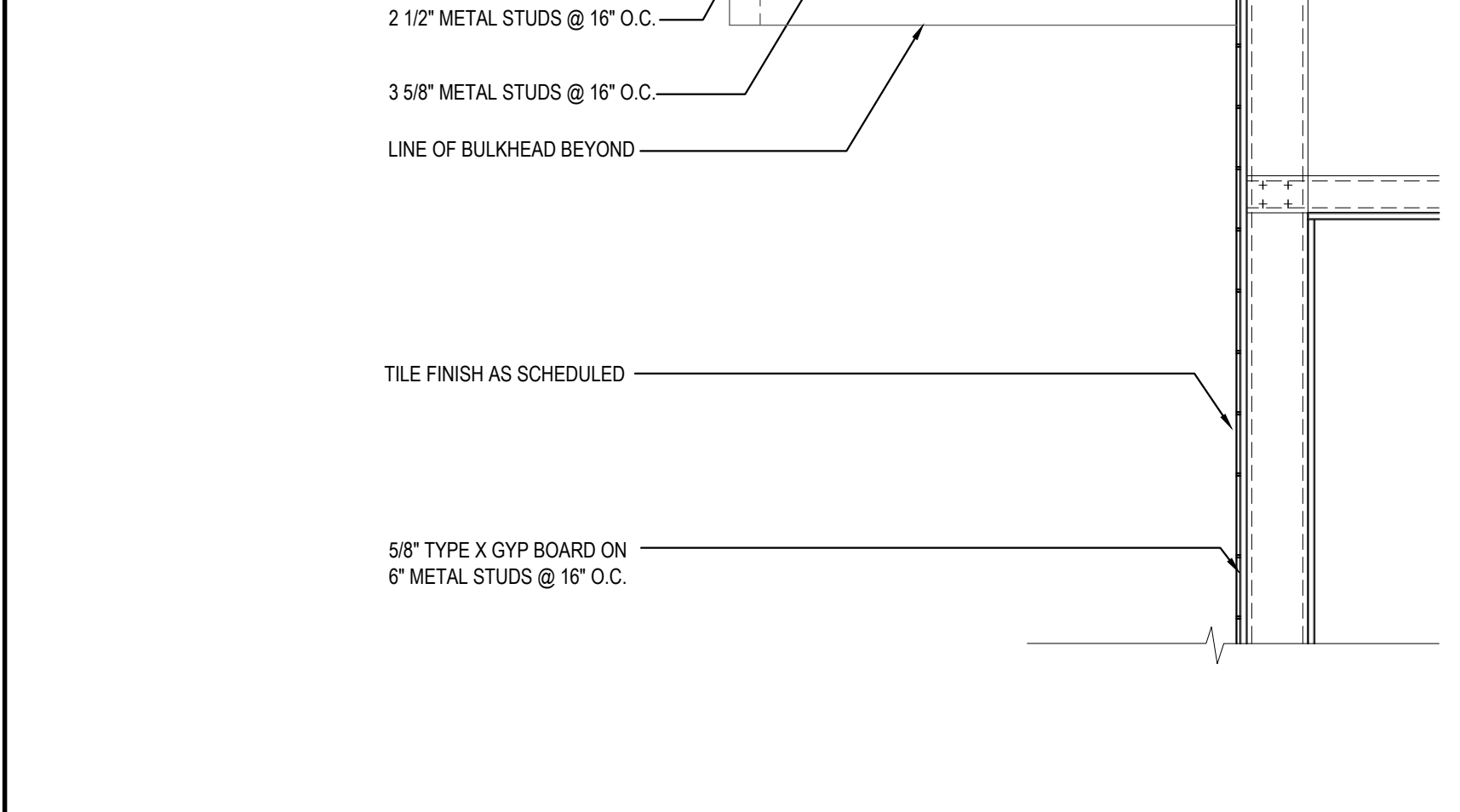
TRUE WARM & WELCOME 2300 R2

NOT USED	3
Scale= NTS	
	A-402

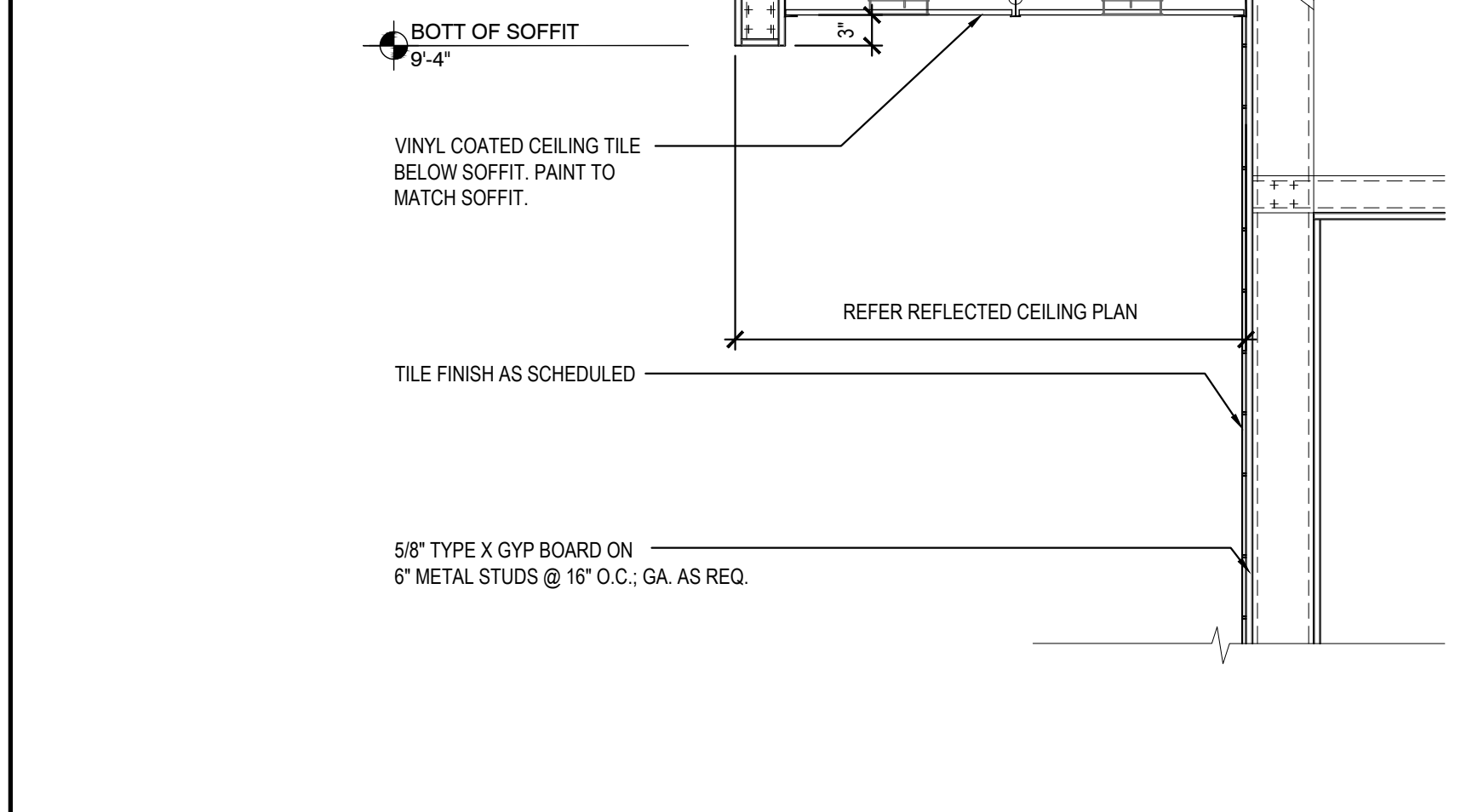


LOW WALL DETAIL	2
Scale= 3/4" = 1'-0"	
	A-402

BEVERAGE STATION SOFFIT DETAILS	9
Scale= 3/4" = 1'-0"	
	A-402



BEVERAGE STATION SOFFIT DETAILS	10
Scale= 3/4" = 1'-0"	
	A-402



SNEEZE GUARD DETAIL	5
Scale= NTS	
	A-402



SNEEZE GUARD DETAIL	6
Scale= NTS	
	A-402



NOT USED	4
Scale= 1 1/2" = 1'-0"	
	A-402

NOT USED	7
Scale= 1 1/2" = 1'-0"	
	A-402

SERVICE COUNTER SOFFIT DETAILS	8
Scale= 3/4" = 1'-0"	
	A-402



CORNER GUARD DETAIL	1
Scale= 3" = 1'-0"	
	A-402

