



2019

MY FRIEND

CONNECT

Primary 1

FIRST
TERM



Unit One

Hello!

هلا!



Objectives

الأهداف



By the end of this unit the student will know:

VOCABULARY

Hello, Goodbye, Miss Mona, Amira, Hana, Hany, Youssef

LANGUAGE

Hello. Goodbye. Shake hands. Play
What's your name? I'm (Hana).

Open your book!

Close your book!

PHONICS

b: bee, book, bag, bus, blue

LIFE SKILLS

Communication and cooperation:

Let's make friends!

Participation: Asking questions

Community participation:

Making friends

VALUES

Cooperation: Let's listen to the teacher!

Participation:

I can follow the rules!

Lesson 1

Look, listen and repeat.

Listening and speaking

– انظر إلى الصورة الآتية، استمع للأصوات ورددتها.





Listen, point and say.

اسمع واشر للصوت و قل الكلمات .

Vocabulary



Hello!

أهلاً



good bye

مع السلامة



Miss Mona

أستاذة / منى



Amira

أميرة



Hana

هنا



Hany

هانى



Youssef

يوسف

Let's check

Match.


1- Hello

2- Hany

3- Miss Mona

4- Amira

5- goodbye



- صل الكلمات بالصور.

Structures

Hello! أهلاً

- تستخدم عند تحية الآخرين وعند الرد لها ايضاً .

Goodbye! مع السلامة!

- تستخدم عند توديع الأشخاص او المغادرة .

What's your name?

ما اسمك؟

- تستخدم للسؤال عن الاسم .

I'm + الاسم أنا أكون

- وعند الرد تستخدم :

EX - What's your name?
I'm Hany.

ما أسمك؟
أنا هاني.

Listen, point and say.

- استمع و اشر الى الصور وقل الكلمات.



Hello!



Goodbye!



I'm Hany.



I'm Hana.



I'm Youssef.



I'm Amira.

Let's check

Listen and complete.

- استمع و اكمل .

- 's your name?

- I'm

- Good





HomeWork



Trace and copy.

تتبع المثال و اكتب .

Hello!

Goodbye!

Hello!

Goodbye!

What's your name?

I'm Hany.

What's your name?

I'm Hany



Lesson 2 Phonics

Listen and repeat.

Vocabulary

Bb



bag
حقبة



book
كتاب



blue
أزرق



bee
نحلة



bus
أتوبيس

Let's check

Match.

1- bag

2- bus

3- bee

4- blue

5- book



صل الكلمات بالصور.



Trace and copy.

تتبع المثال واكتب.

bag

book

blue

bag

book

blue

bee

bus

bee

bus



Lesson 3 Life Skills

Vocabulary



open
يفتح



close
يغلق



shake hands
يتصافح (يسلم بالأيدي)



play
يلعب

Listen, point and say.

- استمع وانشر للصور ثم قل الجمل.



Open your book!
افتح كتابك!



Close your book!
أغلق كتابك!



Open your bag!
افتح حقيبتك!



Close your bag!
أغلق حقيبتك!

Let's check

اختر الصورة الصحيحة.

1) Choose the correct picture.

1- play



2- Open your bag!



3- Close your book!



4- shake hands



2) Choose the correct letter.

اختر الحرف الصحيح.




(t - b - n)



(p - t - b)



(s - b - r)




(c - k -)

3) Write the missing letter.

اكتب الحرف الناقص.



p _ ay



ope _



_ ello



b _



HomeWork?



Trace and copy.

- تتبع المثال واكتب.

open

close

shake hands

play

open

close

shake hands

play

Open your book!

Close your bag!

Open your book!

Close your bag!

Revision on

Unit 1



Hello!



Goodbye!



bag



book



blue



bee



bus



open



close



play



shake hands

Structures

Hello. What's your name?

Hello. I'm Ahmed.



General Exercises On Unit 1

1 Match.

1- Hello

2- bee

3- shake hands

4- blue

5- close



- صل الكلمات بالصور.

2 Choose the correct picture.

1- Goodbye



2- book



3- bag



4- open



5- I'm Amira.



- اختر الصورة الصحيحة.

3 Choose the correct letter.



(h - n - m)



(l - g - c)



(s - p - b)



(c - k - l)

4 Write the missing letter.



b _ ue



boo _



p _ ay



_ hake han

5 Listen and complete.



1- your name?

I'm Amira.



2- What's your name?

..... Youssef.

6 Copy the following.

بالاتى بخط جيد.

What's your name?

.....



Unit Two

My school bag حقيبتي المدرسية



Objectives

الأهداف



By the end of this unit the student will know:

VOCABULARY

bag, pen, pencil, pencil case,
sharpener, ruler; one, two, three, four,
five

LANGUAGE

What's this? It's a (pen).

PHONICS

p: pen, pencil
r : ruler, red

LIFE SKILLS

Creativity: Play time

Participation: Asking questions

VALUES

Cooperation curiosity:

Asking questions

INTEGRATED CROSS-CURRICULUM TOPIC

Math:

Learn numbers with Busy Bee




Lesson 1

Listening and speaking

Look, listen and repeat.

انظر إلى الصورة الآتية، استمع للجمل ورددتها.



Listen and say.

Unit Two

Vocabulary

Unit 2 Vocabulary



bag
حقية



pen
قلم جاف



sharpener
براية



ruler
مسطرة



pencil
قلم رصاص



pencil case
مقلمة



school
مدرسة

Let's check

Match.

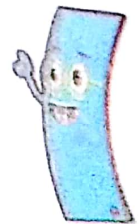
1- bag

2- sharpener

3- pencil

4- pen

5- ruler



- صل الكلمات بالصور.

My Friend

Structures

What's this? ما هذا / ما هذه؟

نستخدم للسؤال عن شيء لا نعرفه.

It's a + اسم الشيء إنه يكون / إنها تكون: و عند الإجابة نستخدم:

EX - What's this?

ما هذا؟

It's a pen.

إنه يكون قلم.

EX - What's this?

ما هذه؟

It's a ruler.

إنها مسطرة.

What is = What's / It is = It's

ملحوظة:

Let's check

Listen and complete.

- استمع و اكمل.




1 What's?

It's a book.



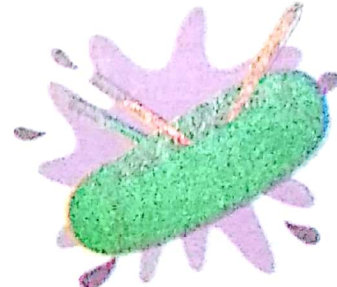
2 this?

It's a bag.



3 What's this?

It's a



4 What's this?

..... a pencil case



HomeWork



Trace and copy.

- تتبع المثال و اكتب.

bag	pen	sharpener	ruler	pencil
bag	pen	sharpener	ruler	pencil

pencil case	What's this?	It's a school.
pencil case	What's this?	It's a school.

My Friend





Lesson 2 Phonics

Listen and repeat.

الاستماع وردد.

Vocabulary

لاحظ نطق الحرفين (p, r) في الكلمات الآتية:

Pp



pen


قلم جاف



pencil


قلم رصاص

Rr



ruler

مسطرة



red

أحمر

Let's check

Unscramble and write.


رتب الحروف و اكتب الكلمة صحيحة.



nep



der



sloce



gab



Handwriting



HomeWork



Trace and copy.

- تتبع المثال و اكتب.

pen

pencil

pen

pencil

ruler

red

ruler

red



Lesson 3 Math

الاستماع وردد.

Listen and repeat.

Vocabulary

1

one

١

2

two

٢

3

three

٣

4

four

٤

5


five

٥



count

يعد



ball

كرة

ملحوظة: عند جمع الاسم المفرد نضع حرف (s) في نهاية الكلمة.

ball → balls

book → books

Count the balls!





Let's check

① Match.

- صل الكلمات بالصور.

1- two

2- five

3- three

4- one


5- four



② Choose the correct picture.

- اختر الصورة الصحيحة.

1- one




2- two



3- three



4- four



5- five





HomeWork?



Trace and copy.

تتبع المثال واكتب.

one 1

two 2

three 3

four 4

one 1

two 2

three 3

four 4

five 5

Count the balls!

five 5

Count the balls!

Revision on Unit 2



bag



pen



sharpener




school



ruler



pencil



pencil case



red

1

one

2

two

3

three

4

four

5

five

Structures

What's this?



It's a book.



General Exercises On Unit 2

امل الكلمات بالصور.

1 Match.



1- bag

2- pencil

3- four

4- ball


5- ruler



2 Choose the correct picture.

نتر الصورة الصحيحة.

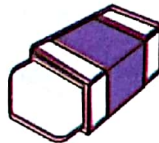
1- pen



2- two



3- pencil case



4- red



5- one



- اكتب الحرف الناقص.


3 Write the missing letter.



_ harpener



fi _ e




blu _





_ hree


- عد واكتب الرقم الصحيح.

4 Count and write.









5 Unscramble and write.

- رتب الكلمات واكتب الجملة صحيحة.

1- this - 's - What ?

2- sharpener - It's - a .

3- Hana - I'm - Hello! .

6 Copy the following.


- اكتب الجملة الآتية بخط جيد.

Count the bags!



Unit Three

This is me
هَذَا أَنَا



Objectives

الأهداف



By the end of this unit the student will know:

VOCABULARY

nose, mouth, eyes, ears, hands, hair

LANGUAGE

This is my (mouth).

Touch your (nose).

Well done!

PHONICS

h: hand, hat, hair

n: nose, nuts, neck

LIFE SKILLS

Communication:

Listening and speaking

Self-management: Let's be clean!

Critical thinking: Observation

VALUES

Appreciation of science:

My body

Curiosity: My body

ISSUES AND CHALLENGES

Preventative health:

Let's be clean!

INTEGRATED CROSS-CURRICULUM TOPIC

Science: Keeping our body clean and healthy




Lesson 1

Look, listen and repeat.

Listening and speaking

- انظر الى الصورة الالية , استمع للجمل ورددها .



Listen, Hany! Touch your nose.

This is my nose.

Well done, Hany.



Unit Three

Look, listen and say.

النظر الى الصور، استمع وقل الكلمات.

Vocabulary



eye

عين



nose

أنف



mouth

فم



ear

أذن



hand

يد



listen

يستمع



touch

يلمس



Well done.

أحسن

Let's check

Match.

- صل الكلمات بالصور.

1- hand

2- nose

3- touch

4- mouth

5- eye



structures

EX

- Listen, Hany!
- Touch your nose.

- عند الأمر بفعل تتسخدم تستخدم الفعل في أول الجملة .

استمع يا هاني!

المس أنفك.

This is my هذا يكون / هذه تكون

- تستخدم (This is) للإشارة إلى تتسخدم مفرد .

- تستخدم كلمة (My) للتعبير عن تتسخدم يخص الفرد .



EX

- This is my nose.
- هذه تكون أنفى.



- This is my ear.
- هذه تكون أذن.

- ملحوظة: عند جمع الأسم المفرد نضع حرف (s) في نهاية الكلمة.

hand → hands

eye → eyes

Let's check

Listen and complete.

- استمع واكمل الجمل.



1 your ear.



2 is my mouth.



3 This is eye.



4 Touch hand.



HomeWork?



تتبع المثال و اكتب.

Trace and copy.

eye

hand

mouth

listen

eye

hand

mouth

listen

Touch your nose.

Well done.

This is my ear.

Touch your nose

Well done

This is my ear



Lesson

2

Phonics

Listen and repeat.

Vocabulary

- استمع للكلمات ورددوها.

- لاحظ نطق الحرفين (h, n) في الكلمات الآتية :

Hh



hand

يد



hat

قبعة



hair

شعر

Nn



nose

أنف



nuts

مكسرات



neck

رقبة

Let's check

Choose the correct picture.

- اختر الصورة الصحيحة .

1- hat



2- hair



3- nuts



4- neck





تتبع المثال و اكتب.

Trace and copy.

hand

hand

nose

nose

hat

hat

nuts

nuts

hair

hair

neck

neck



Lesson

3

Issues

Vocabulary



face

وجه



teeth

اسنان



food

طعام



salad

سلطة



clean

ينظف / نظيف



wash

يغسل



brush

يغسل بالفرشاة



brush

يمشط بالفرشاة

Listen and point.

- استمع و اترك.



I wash my hands.

أنا أغسل يدي.



I wash my face.

أنا أغسل وجهي.



I brush my hair.

أنا أمشط شعري بالفرشاة.



I wash the food.

أنا أغسل الطعام.



I brush my teeth.

أنا أغسل أسناني بالفرشاة.

Let's check

1) Match.

1- face

2- food

3- salad

4- clean

5- bag



املأ الكلمات بالصورة.



2) Write the missing letter.

اكتب الحرف الناقص.



_ ash



tee _ h



brus _



ha _ d

3) Read and tick ✓ or ✗.

ضع علامة صح او علامة خطأ.

1- This is my hand.


☐

2- I brush my teeth.


☐

3- I wash the food.


☐



HomeWork?



Trace and copy.

- تتبع المثال و اكتب.

clean

face

food

salad

teeth

clean

face

food

salad

teeth

wash

brush

I wash the food.

wash

brush

I wash the food

Revision on

Unit 3



eye



nose



mouth



ear



hand



hair



neck



face



teeth



listen



touch



clean



wash



brush



brush



hat



nuts



food



salad



Well done.

Structures

This is my... هذا يكون / هذه تكون ...

- This is my nose.



- This is my hand.



General Exercises On Unit 3

1 Match.


1- listen

2- wash

3- hair

4- nuts

5- mouth



2 Choose the correct picture.

1- salad



2- ear



3- brush



4- bee



5- touch





3) Write the missing letter.




_ at



_ ood



_ eck



ru _ er

4) Listen and complete.



1 This is my



2 I my teeth.


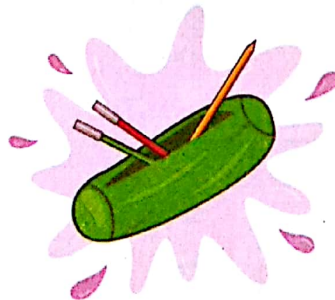


3 is my eye.



4 I wash my

5) Count and write.





Unit Four

Let's play music

هيا نلعب الموسيقى



Objectives

الأهداف



By the end of this unit the student will know:

VOCABULARY

drum, flute, triangle, guitar, piano

LANGUAGE

I can play the (drum).

PHONICS

d: drum, dog, doll

g: guitar, girl, green

LIFE SKILLS

Problem solving: Our five senses

VALUES

Appreciation of science and scientific

Our five senses

Curiosity: How we use our senses

ISSUES AND CHALLENGES

Environmental awareness

INTEGRATED CROSS-CURRICULUM TOPICS

Science: Our five senses

Music: Common musical instruments




Lesson

1

Listening and speaking

الاستماع والتحدث.

Look, listen and repeat.



Listen and repeat.

استمع للكلمات ورددوها.

Vocabulary



drum

طبلّة



flute

آلة الفلوت (النّاي)



triangle

آلة المثلث



guitar

جيتار



piano

بيانو

Other words

music

موسيقى

Let's

هيا بنا

together

معاً

Let's check

Match.

1- piano

2- flute


3- guitar

4- drum

5- triangle



- صل الكلمات بالصّور.



I can + الفعل **أنا أستطيع أن**

- EX - I can play the piano.
- I can play the flute.
- تستخدم للتعبير عما نستطيع فعله.
أنا أستطيع أن أعزف البيانو.
أنا أستطيع أن أعزف الفلوت.

Let's + الفعل **هيا بنا**

- EX - Let's play together.
- Let's play music.
- تستخدم عند الاقتراح أو لتشجيع شخص على القيام بفعل شيء ما.
هيا نعزف معاً.
هيا نعزف الموسيقى.

Let's check

Listen and complete.

- استمع و اكمل الجمل.



1 I can
the drum.

2 I can play the



3 I play
the flute.

4 can play
the piano.



HomeWork?

تتبع المثال واكتب.

Trace and copy.

drum	flute	triangle	guitar	piano
drum	flute	triangle	guitar	piano

I can play music.	Let's play together!
I can play music.	Let's play together!



Lesson

2

Phonics

Listen and repeat.

- استمع للكلمات وردد.

- لاحظ نطق الحرفين (d, g) في الكلمات الآتية.

Vocabulary

Dd



drum
طبلّة



dog
كلب



doll
عروسة لعبة

Gg



guitar
جيتار



girl
بنت



green
أخضر

Let's check

Write the missing letter.

- اكتب الحرف الناقص.



_ reen



_ oll



_ irl



_ og



Trace and copy.

drum

drum

guitar

guitar

dog

dog

girl

girl

doll

doll

green

green



Vocabulary



hear

يسمع



smell

يشم



touch

يلمس



taste

يتذوق



see

يرى

Listen and say.

- استمع للجمل وقل.



I can hear.

أنا أستطيع أن أسمع.



I can taste.

أنا أستطيع أن أتذوق.



I can touch.

أنا أستطيع أن ألمس.



I can smell.

أنا أستطيع أن أشم.



I can see.

أنا أستطيع أن أرى.



Let's check

1) Match.

1- nuts

2- piano

3- pencil case

4- mouth

5- triangle



مط الكلمات بالصور.



2) Look and tick.

انظر وضع علامة (✓) على الجملة الصحيحة.



☐ I can taste.

☐ I can smell.



☐ I can smell.

☐ I can touch.



☐ I can hear.

☐ I can see.



☐ I can play the flute.

☐ I can play the guitar.



HomeWork?

Trace and copy.

- تتبع المثال و اكتب.

I can hear.

I can smell.

I can touch.

I can hear

I can smell

I can touch

I can taste.

I can see.

I can play the piano.

I can taste

I can see

I can play the piano

Revision on

Unit 4



piano



flute



triangle



guitar



drum



dog



doll



girl



green



hear



smell



touch



taste



see

Structures

I can play the piano.

I can see the guitar.



General Exercises On Unit 4

- صل الجمل بالصور.

1) Match.

1- I can play the flute.

2- I can see.

3- I can play the guitar.

4- I can smell.

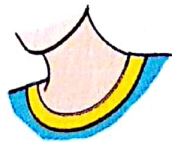
5- I can hear.



- اختر الصورة الصحيحة.

2) Choose the correct picture.

1- neck



2- dog



3- bag



4- green



5- touch



3 Write the missing letter.



gir _



_ riangle



ta _ te



d _ ll

اختر الحرف الصحيح.

4 Choose the correct letter.



(p - n - r)



(s - m - f)



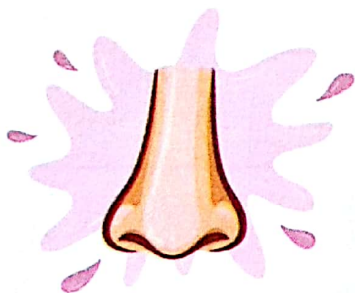
(b - j - g)



(t - a - s)

5 Listen and complete.


استمع و اكمل الجمل.



1 This is my



2 I can play the



3 It's a



4 play music.



Unit Five

It's my birthday

إنه عيد ميلادي



Objectives

الأهداف



By the end of this unit the student will know:

VOCABULARY

six, seven, eight, nine, ten; red, orange, yellow, green, blue, black

LANGUAGE

How old are you? I'm (six).

One (orange) (cake).

Two (blue) (balloons).

PHONICS

C: cake, card, candle

O: orange, oil, olives

LIFE SKILLS

Communication and self-management:
Show and tell

Problem solving: Play time

Cooperation and creativity: Making a birthday card or a birthday cake

VALUES

Cooperation, love and compassion:
A birthday party

INTEGRATED CROSS-CURRICULUM TOPICS

Art: Learn colors with Busy Bee!

Math: Numbers 6 - 10



Lesson

1

Math

Look, listen and repeat.

انظر الى الصور الاتية استمع للجمل ورددها .

BIRTHDAY

I'm seven.

I'm six, too.

I'm six.

I'm ten. How old are you, Hany?

Vocabulary



six

٦



seven

٧



eight

٨



nine

٩



ten

١٠



balloon

بالونة



birthday

عيد ميلاد

Let's check

Match.

1- nine

2- seven

3- ten

4- five

5- eight



- صل الكلمات بالصور.



Unit Five

Structures

كم عمرك؟ How old are you?

تستخدم لسؤال الشخص عن عمره.

وعند الإجابة نستخدم.

انا عندي ... العمر + I'm



EX

- How old are you?

I'm ten.



- How old are you?

I'm seven.

Let's check

Listen and complete.

استمع واكمل الجمل.



1 How old are you?

I'm



2 How are you?

I'm five.



3 old are you?

I'm nine.



4 How old are you?

..... four.



HomeWork?



Trace and copy.

- تتبع المثال و اكتب.

six

seven

eight

nine

ten

six

seven

eight

nine

ten

balloon

How old are you?

I'm six.

balloon

How old are you?

I'm six.



مع المثال و اكتب.

Trace and copy.

red

orange

yellow

green

red

orange

yellow

green

blue

black

Two red cards.

blue

black

Two red cards

Revision on

Unit 5



six



seven



eight



nine



ten



card



candle



cake



olives



orange



oil



balloon



red



blue



black



orange



green



yellow

Structures

كم عمرك؟ How old are you?

- نستخدم للسؤال عن العمر و عند الرد نستخدم.

انا عندي ... العمر + I'm

- How old are you? I'm six.

General Exercises On Unit 5

1) Match.


1- black

2- oil

3- ten

4- five

5- red



2) Choose the correct picture.

1- candle



2- eight



3- yellow



4- olives



5- card



3 Write the missing letter.



_ range



bl _ e




tria _ gle

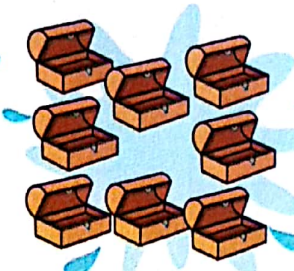


c _ ke

4 Count and write.









5 Unscramble and write.

1- green - Six - balloon .

2- I - eight - 'm .

3- are - How - you - old ?

6 Copy the following.


It's my birthday!



Unit Six

With my family

مع عائلتي



Objectives

الأهداف



By the end of this unit the student will know:

VOCABULARY

father, mother, grandfather, grandmother, brother, sister; please, thank you

LANGUAGE

Have some (cake).
Who is this?
This is my (mother).

PHONICS

f: flag, father, family
t: tea, tree, television

LIFE SKILLS

Communication: Let's be polite!
Communication and self-management: Show and tell
Cooperation

VALUES

Respect: Let's be polite!
Love, compassion and tolerance:
With my family



Lesson

1

Listening and speaking

Look, listen and repeat.

- انظر إلى الصورة الآتية، استمع للجمل ورددتها.



Listen, point and say.

Vocabulary



father
أب



mother
أم



sister
أخت



brother
أخ



grandfather
جد



grandmother
جدة



tea
شاي

Let's check

Match.

1- father

2- sister

3- grandmother

4- mother

5- brother



تناول بعض ... Have some ...

- تستخدم لحث شخص ما على تناول شيء ما بطريقة مهذبة.
- ويمكن اضافة (please) في اول الجملة بمعنى (من فضلك).

EX - Have some cake.

- Please have some tea.

تناول بعض من التورتة.

من فضلك تناول بعض الشاي.

شكراً لك. Thank you.

- تستخدم عند شكر شخص على شيء ما.

من هذا / هذه؟ Who is this?

- تستخدم للسؤال عن الأشخاص وعند الاجابة نستخدم.

هذا يكون / هذه تكون... This is my.....



EX - Who is this?

This is my brother.



- Who is this?

This is my sister.

Let's check

Listen and complete.

استمع و اكمل الجمل.



1 is my father.



2 This my mother.



3 This is my



4 Please some cake.



HomeWork?

تتبع المثال و اكتب.

Trace and copy.

father mother grandfather brother

father mother grandfather brother

grandmother Who is this? This is my sister

grandmother Who is this? This is my sister



Lesson

2

Phonics

Listen and repeat.

- استمع للكلمات وردد.

- لاحظ نطق الحرفين (f , t) في الكلمات الآتية :

Vocabulary

Ff



flag
علم



father
أب




family
عائلة

Tt



tea
شاي



television
تليفزيون



tree
شجرة

Let's check

Choose the correct picture.

1- family



2- television



3- flag



Handwriting



HomeWork



تتبع المثال و اكتب.

Trace and copy.

flag

father

family

flag

father

family

television

tea

tree

television

tea

tree



Lesson

3

Life Skills



Look and say.

- انظر إلى الصورة و قل الجمل .
- تستخدم كلمة (Please) عند طلب شيء ما بطريقة مهذبة .
- تستخدم كلمة شكرا (Thank you) عند شكر شخص على شيء ما .

Please.



Thank you.



Let's check

مل الكلمات بالصور.

1) Match.

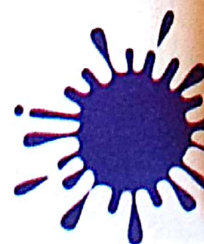
1- flag

2- mother

3- five

4- blue

5- hat



2) Write the missing letter.

ب الحرف الناقص.



t _ ee

_ ake

_ alloon

b _ ok

3) Count and write.

واكتب.





HomeWork?



Trace and copy.

تتبع المثال و اكتب.

television

tree

tea

family

cake

television

tree

tea

family

cake

Please have some cake.

Thank you.

flag

Please have some cake.

Thank you.

flag

Revision on

Unit 6



father



mother



sister



brother



family



grandfather



grandmother



tea



cake



flag



television



tree

Structures

Who is this? من هذا / هذه؟

This is my هذا يكون / هذه تكون

- Who is this?
This is my sister.



General Exercises On Unit 6

1) Match.



1- drum

2- tree

3- television

4- cake

5- olives



2) Choose the correct picture.

1- orange



2- mother



3- flag



4- candle



5- smell



3) Write the missing letter.



_ave



_ister



br _ther



g _it

4) Read and tick ✓ or ✗.

1- This is my grandmother.


☐

2- Touch your ear.


☐

3- Have some tea.


☐

4- I can play the piano.

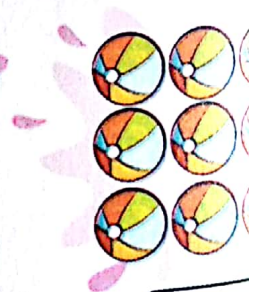

☐

5) Count and write.











Unit Seven

At Home

فـم البيت



Objectives

الأهداف



By the end of this unit student will know:

VOCABULARY

living room, bedroom, kitchen,
bathroom, garden; star, square,
triangle, circle, rectangle

LANGUAGE

Where's the boy/girl?

He's/She in the (living room).

PHONICS

a: apple, ant, arrow

S: star, square, sun

LIFE SKILLS

Communication: Listening and
speaking.

Creative thinking: Look and draw

Critical thinking: Play time.

INTEGRATED CROSS-CURRICULUM TOPICS

Math: Learn shapes with Busy Bee!

Art: Look and draw

Lesson

1

Look, listen and repeat.

Listening and speaking

- انظر إلى الصورة الآتية، استمع للجمل ورددتها.





Unit Seven

استمع ، أشر للصور و قل الكلمات.

Listen, point and say.

Vocabulary




living room

غرفة المعيشة



bedroom

غرفة النوم



kitchen

مطبخ



bathroom

الحمام



garden

حديقة



home

بيت



girl

بنت



boy

ولد

Let's check

Match.

1- living room

2- kitchen

3- garden

4- bedroom

5- bathroom



- حل الكلمات بالصور.

Structures

أين يكون / تكون...؟
Where's the + الاسم ؟

- تستخدم للسؤال عن المكان و يأتي بعدها الاسم.
وعند الإجابة نستخدم :

هو يكون في... ..
He's in + المكان..
هي تكون في... ..
She's in + المكان..

- EX - Where's the boy?
- He's in the bedroom.



أين يكون الولد ؟
هو يكون في غرفة النوم.

- EX - Where's the girl?
- She's in the kitchen.



أين تكون البنت ؟
هي في المطبخ.

Let's check

① Listen and complete.



① Where's the?

She's in the



② 's the boy?

He's in the



HomeWork



المثال و اكتب .

Trace and copy.

living room bedroom bathroom kitchen

living room bedroom bathroom kitchen

Blank handwriting practice lines for the words living room, bedroom, bathroom, and kitchen.

garden Where's the boy? He's in the garden

garden Where's the boy? He's in the garden

Blank handwriting practice lines for the words garden, Where's the boy?, and He's in the garden.



Lesson 2 Phonics

Listen and repeat.

Vocabulary

- استمع وردد .
- لاحظ نطق الحرفين (s / a) في الكلمات الآتية :

Aa



appie
تفاحة



ant
نملة




arrow
سهم

Ss



star
نجمة



square
مربع



sun
شمس

Let's check

Write the missing letter.



ar _ ow



_ tar



appl _



_ nt



squ _ re



s _ n



Handwriting



HomeWork?

المثال و اكتب.

Trace and copy.

apple

apple

star

star

ant

ant

square


square

arrow

arrow

sun

sun




Lesson 3

Math

Listen, point and say.


- استمع ، انظر الى الصور وقل الكلمات.

Vocabulary




circle

دائرة



triangle

مثلث



rectangle




مستطيل

تذكر الأرقام .



Count and write.

- عد و اكتب.





Unit Seven

Let's check

1 Match.


1- flag

2- piano

3- rectangle

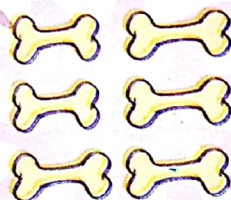
4- star

5- mother




2 Count and write.










3 Write the missing letter.



_ircle



ei _ht



_riangle



te _



HomeWork?

Lesson 3

Trace and copy.

square

triangle

star

- تتبع واكتب.

circle

square

triangle

star

circle

rectangle

living room

kitchen

garden

rectangle

living room

kitchen


garden

Revision on

Unit 7



star




square



circle



rectangle



triangle




kitchen



living room



bathroom



bedroom



garden



boy



girl



sun



arrow



apple

Structures

Where's the girl?

She's in the bedroom.



General Exercises On Unit 7

1 Match.


1- green

2- rectangle

3- bathroom

4- apple

5- grandmother



2 Choose the correct picture.

1- arrow



2- square



3- kitchen



4- sun



5- bee





Unit Seven


3 Write the missing letter.



gi _ l



h _ me



_ ircle



ki _ chen

4 Listen and complete.



1- 's the girl?

..... 's in the bedroom.

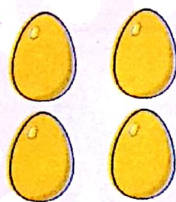


2- Where's the ?

He's in the

5 Count and number.









6 Copy the following.

..... She's in the garden.

Unit Eight

At the pyramids

في الأهرامات



Objectives

الأهداف



By the end of this unit the student will know:

VOCABULARY

camel , key, pyramids, Sphinx,
stones, king, queen; big, small

LANGUAGE

The (camel) is big.

The (ant) is small.

PHONICS

k: king, key, kite

q: queen, quiet

LIFE SKILLS

Respect for diversity: I live in Egypt

Problem solving: Big and small; Play time

VALUES

Curiosity: Big and small

Tolerance and acceptance of the other:

I live in Egypt.

ISSUES AND CHALLENGES

National unity, loyalty and belonging:

I live in Egypt

INTEGRATED CROSS-CURRICULUM TOPICS

Math: Big and small

Social studies: The pyramids.

Lesson 1

النظر إلى الصورة الآتية، استمع للحمل ورددوها.

Look, listen and repeat.

The camel is big.
The ant is small.

I can see a king
and a queen.

Look! The pyramid is big.
The stone is small.

Listen, point and say.

Lesson 1

- استمع ، اشر الى الصور و قل الكلمات.


Vocabulary



camel
جمل



key
مفتاح



pyramids
أهرامات



Sphinx
أبو الهول



stones
أحجار



king
ملك



queen
ملكة



ant
نملة



big
كبير



small
صغير

Let's check

Write the missing letter.



_ y



_ ing



ca _ el



sto _ e



q _ een

end



Structures

أنا أستطيع أن أرى... مفرد + I can see a

تستخدم للتعبير عما يستطيع أن يراه الشخص.

أنا أستطيع أن أرى جمل.

EX - I can see a camel.

ملحوظة: نضع قبل الاسم المفرد (a).

أنا أستطيع أن أرى نجمة.

EX - I can see a star.

لوصف حجم شيء ما نستخدم:

(big / small) + is + الاسم

المفتاح يكون صغير.

EX - The key is small.

الهرم يكون كبير.

The pyramid is big.


Let's check

Listen and complete.


استمع و اكمل الجمل.



1 I can see a



2 The camel is



3 The is small.



4 I can see a



HomeWork?

Trace and copy.

- تتبع المثال و اكتب .

pyramids

Sphinx

stones

ant

pyramids

Sphinx

stones

ant

big

small

key

queen

big

small

key

queen

The camel is big.

I can see a king.

The camel is big.

I can see a king.



Lesson 2 Phonics

Listen and repeat.

- استمع وردد.

Vocabulary

- لاحظ نطق الحرفين (k, q) في الكلمات الآتية :

Kk



king
ملك



key
مفتاح



kite
طائرة ورقية

Qq



queen
ملكة



quiet
أهدأ

Let's check

Write the missing letter.

- اكتب الحرف الناقص .



_ ueen



_ ey



_ uiet



_ ite



Trace and copy.

- تتبع المثال و اكتب.

key

kite

king

key

kite

king

quiet

queen

quiet

queen



Lesson

3

Social Studies

Vocabulary

- تعرف على بعض المدن.

Alexandria	الإسكندرية	Port Said	بورسعيد
Aswan	أسوان	Luxor	الأقصر
Egypt	مصر	Cairo	القاهرة
live	يعيش		

Look, listen and point.

- انظر الى الصور , استمع الى الكلمات و انتظر.

I live in + المدينة أنا أعيش في...

- تستخدم لذكر المكان الذي يعيش فيه الشخص.




I live in **Cairo**.
- أنا أعيش في القاهرة.



I live in **Alexandria**.
- أنا أعيش في الإسكندرية.



I live in **Aswan**.
- أنا أعيش في أسوان.



I live in **Port Said**.
- أنا أعيش في بورسعيد.



I live in **Luxor**.
- أنا أعيش في الأقصر.

Let's check

1 Match.


1- bedroom

2- kite

3- king

4- stone

5- square



2 Write the missing letter.



que _ n



p _ ramids



Sp _ inx



_ ellow

اكتب الحرف الناقص :

3 Listen and complete.



1 The camel is



2 I in Alexandria.

استمع للجمل واكمل :



HomeWork?

تتبع المثال و اكتب .

Trace and copy.

I live in Alexandria.

I live in Alexandria.

The ant is small.

The ant is small.

Revision on

Unit 8



king



queen




quiet



key



stones



pyramids



Sphinx



kite



ant



camel



big



small

Structures



I live in Cairo.
أنا أعيش فى القاهرة.



I can see a key.
أنا أستطيع أن أرى مفتاح.



The camel is big.
الجمال يكون كبير.

match.

1- key

2- ant

3- pyramids

4- king

5- guitar



2) Choose the correct picture.


1- Sphinx



2- quiet




3- big



4- queen



5- kite



3 Write the missing letter.

اكتب الحرف الناقص .



sto _ es



blac _



_ air



gar _ en

4 Listen and complete.


استمع واكمل .



1 This is my



2 He's in



3 Three balloons.



4 I can play the

Copy the following.

I live in Egypt



Unit Nine

At the beach

عند الشاطئ



Objectives

الأهداف



By the end of this unit the student will know:

VOCABULARY

jump, kick, throw, skip, dig, swim,
in, under, on, behind; box

LANGUAGE

I can (jump).

Where is it?

It's (under) the (book)

PHONICS

i: in, ink, insect

U: under, up, umbrella

ISSUES AND CHALLENGES

Environmental responsibility:

Keeping the beach clean

INTEGRATED CROSS-CURRICULUM TOPIC

Science: Recognizing body movements

Lesson 1

Look, listen and repeat.

Listening and speaking

انظر الى الصورة الانية اسمع للجمل ورددوها.



Look, listen and say.

انظر الى الصور ، استمع وقل الكلمات.

Vocabulary



kick
يركل / يشوط



dig
يحفر



swim
يسبح



skip
يقفز الحبل



throw
يلقى / يرمى



beach
شاطئ

Let's check

Choose the correct picture.

1- dig



2- swim



3- kick



4- skip



Structures

Lesson 1

I can أنا أستطيع أن

Remember

EX

- I can swim.



تستخدم للتعبير عما نستطيع فعله.
أنا أستطيع أن أسبح.

- I can dig.



أنا أستطيع أن أحفر.

- I can kick.



أنا أستطيع أن أركل.

Let's check

① Listen and complete.



① I can



② I can



③ I swim.



④ can skip.



HomeWork?



تتبع المثال و اكتب .

Trace and copy.

kick

dig

beach

skip

kick

dig

beach

skip

I can throw.

I can swim.

I can throw.

I can swim.



Lesson 2 Phonics

Listen and repeat.

- استمع وردد .
- لاحظ نطق حرفي (i , u) في الكلمات الآتية .

Vocabulary

Ii



in
في



insect
حشرة



ink
حبر

Uu



under
تحت



umbrella
شمسية



up
أعلى

Let's check

Match.

1- ink

2- under

3- up

4- insect

5- umbrella





Handwriting



HomeWork?

Trace and copy.

in

in

under

under

nsect

nsect

umbrella

umbrella

ink

ink

up

up

تتبع المثال و اكتب .

Lesson


3

Listening and speaking

Vocabulary



in
في



on
على



under
تحت



behind
خلف



box
صندوق



computer
كمبيوتر



flower
زهرة



cat
قطعة

Structures

أين يكون هو / هي ؟ Where is it?


- نستخدم للسؤال عن مكان الأشياء ، وعند الإجابة نستخدم حروف الجر الآتية :

in - on - under - behind

المكان + حرف الجر + It's

وتكون الإجابة كالآتي

EX - Where is it?
It's in the book.



EX - Where is it?
It's behind the box.



أين يكون هو ؟

إنه في الكتاب.

أين تكون هي ؟

إنها خلف الصندوق .




Unit Nine

استمع للجمل واكتب الرقم على الصورة .

Listen and number.

1 Where is it?

It's in the box.



2 Where is it?

It's on the computer.



3 Where is it?

It's behind the flowers.






4 Where is it?

It's under the book.



Look and trace.

انظر وتتبع .




cat

under

in

on



king

kick

up

Let's check

Choose the correct picture.

1- box



2- under



3- flower



4- oil



5- behind



Listen and complete.



1 is it?

It's on the



2 Where is it?

It's the



HomeWork?



Trace and copy.

تتبع المثال و اكتب .

on

under

behind

cat

on

under

behind

cat

flower

Where's it?

It's in the box.

flower

Where's it?

It's in the box.

Revision on

Unit 9



kick



dig



swim



skip



throw



beach



umbrella




insect



ink




computer



box



flower



on



under



behind




in

Structures



Where is it?



It's behind the computer.

General Exercises On Unit 9

1) Match.

1- umbrella

2- on

3- sharpener

4- dig

5- ink



2) Choose the correct picture.

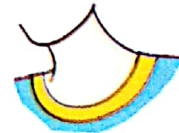
1- flower



2- kick



3- throw



4- flag



5- insect



3 Write the missing letter.



n _ ts



be _ ind



no _ e



i _

4 Listen and tick ✓ or ✗.

1 I can swim.


☐

2 It's in the book.


☐


3 I can skip.


☐


4 It's on the box.


☐

5 Count and write.









Test 1

1 Match.

1- see

2- bus

3- dig

4- under

5- tea




2 Choose the correct picture.

1- sister




2- queen



3- guitar



4- star



5- garden





Tests

3 Write the missing letter.



gr _ en



ni _ e



_ encil



no _ e

4 Listen and tick ✓ or ✗.

1- I can kick.


☐


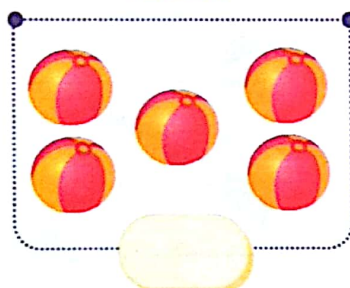


2- The ant is small.


☐

3- This is my mother.


☐

5 Count and write.



6 Copy the following.

I live in Cairo.

Test 2

① Match.

1- pencil case

2- drum

3- doll

4- card

5- key



② Choose the correct picture.

1- up



2- quiet



3- flag



4- ten



5- oil





Tests

3 Write the missing letter.



tri _ ngle



_ harpener



t _ eth



n _ ts

4 Listen and tick ✓.




☐ I can taste.

☐ I can hear.



☐ He is in the bed room.

☐ She is in the kitchen.



☐ Three green balloons.

☐ Four yellow balloons.

5 Copy the following.

I can see a camel.

Test 3

1 Match.


1- red

2- tree

3- rectangle

4- stones

5- mouth



2 Choose the correct picture.



1- swim



2- apple



3- book



4- eye



5- candle





Tests

3 Circle the correct letter.



(c - a - d)



(m - c - a)



(s - d - t)



(h - n - g)

4 Listen and complete.



1 How old are you?

..... six.



2 Where's the ?

He is in the living room.



3 is this?

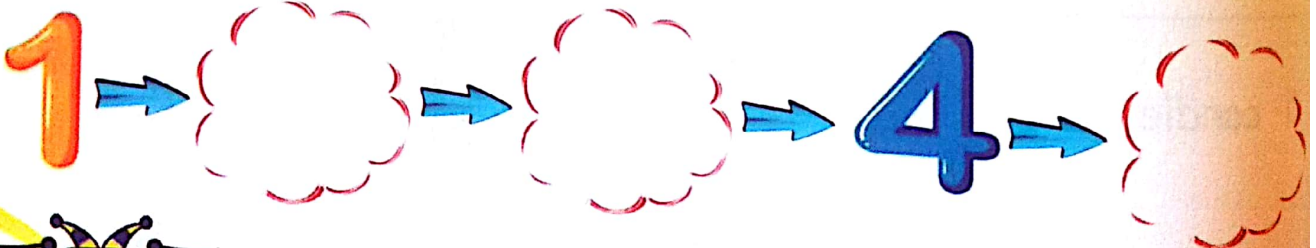
It's a pen.



4 Who is this?

This is my

5 Complete.



Test 4

1 Match.


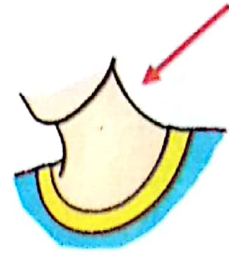
1- neck

2- dog

3- salad


4- key

5- on



2 Choose the correct picture.

1- flute



2- hair



3- king



4- girl



5- cake






Tests

③ Look and tick.



☐ bathroom

☐ living room



☐ ruler

☐ pencil case



☐ tree

☐ television



☐ pyramids

☐ Sphinx

④ Unscramble and write.

1- wash - hands - my - I .

2- your - Touch - nose .

3- can - smell - I .

4- is - Who - this ?

⑤ Copy the following.

Where's the book?

Test 5

1 Match.

1- insect



2- skip



3- kite



4- square



5- blue



2 Choose the correct picture.

1- umbrella



2- family



3- face



4- five



5- olives





Tests

3 Unscramble and write.



gba



tow



uns



gid

4 Listen and complete.



1 The camel is



3 I can see a

5 Count and write.



2 I in Egypt.



4 is my father.

